

Intelligent Single & 2 Loop Fire Alarm Control Panel

GST200-2

Description

The GST 200-2 single loop and two loop addressable fire detection control panel is packed with features that are not usually associated with smaller and medium systems. The GST 200-2 provides a high quality solution at exceptional value.

By utilizing advanced GST Protocol, the system is compatible with the complete range of GST intelligent detectors, Sounders, Call Points, Interfaces, including gas extinguishing control.

The GST 200-2 is manufactured and certified to EN54 parts 2 and 4 and to BS5839 Part 4. The GSTDef2.1 programming facilities enables advanced and complex cause and effects to be programmed with ease, including phased and cascade evacuation scenario. The GST zonal indication and control facility allows the operator to manually intervene, with evacuation and control of each zone, including control of all plant equipment under an alarm condition.


Maintenance report of dirty detector, pre-alarm signal and gas release controls are built in as standard, making the system ideal for many applications such as Banks, Shops, Telecommunication Centers and GSM exchanges, industrial and commercial facilities.

By utilizing the GST protocol the GST200-2 can be networked with up to 32 panels, not only the GST200 single loop panel, but also with the New GST-IFP8, GST5000 series and the GST5000 modular 20 loop controller, making this the perfect solution for large decentralized systems such as Shopping Centers Military campus industrial complexes, Holiday villages etc.

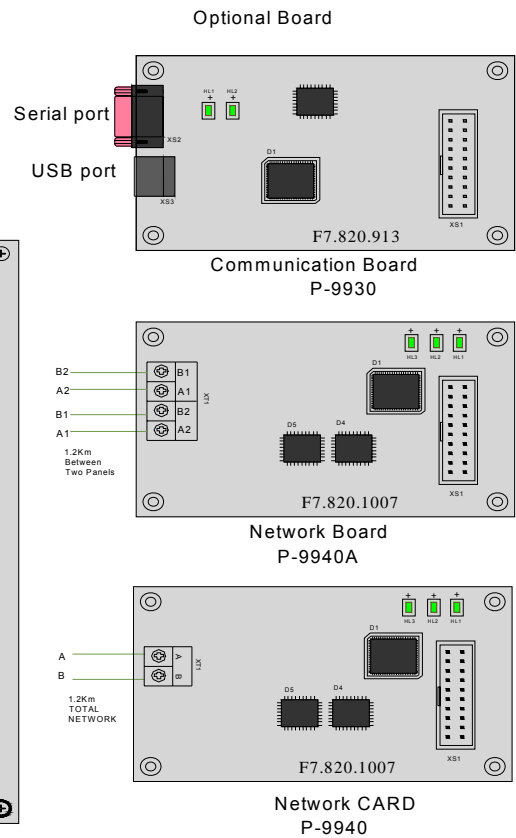
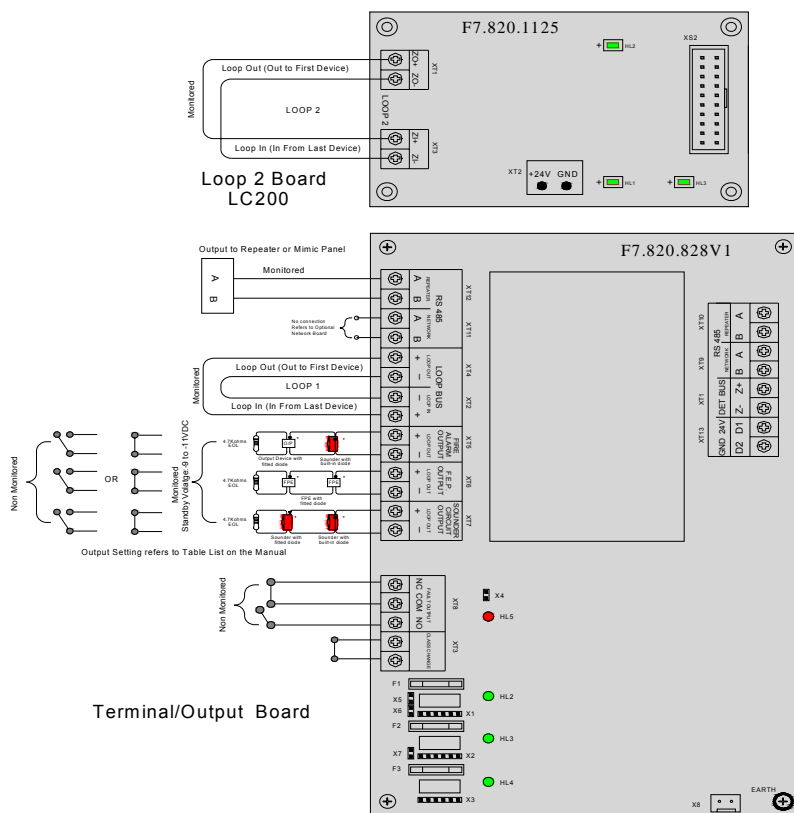
Features and Benefits

- Listed to LPCB standard
- 2 Loop capacity-477 Addressable Point
- 8x18 Graphical LCD Display
- 30 Zone indication including manual intervention and control
- 3 programmable alarm output
- Positive Alarm Signal (PAS) Pre-alarm
- Maintenance report of dirty detector
- Networkable with all GST Intelligent Fire Alarm panels
- Programmable from PC by GSTDef2.1
- History log 999-events capacity in non-volatile memory
- Test Facility-Silent Mode
- Device Start/Stop Mode
- Device Enable/Disable
- RS485 Repeater Output (Max. 10)
- Advanced user friendly programming software including 'Fuzzy Logic'
- Optional RS 232 Colour Graphics Software, Printer and Pager Interface
- Optional RS485 Network Card
- Optional Panel Printer

Fascia and Dimentions



Board Diagram



Technical Specifications

- **Standard**
- **Approvals**
- **Main Input Voltage**
- **Input Current Rating**
- **Operating Temperature**
- **Protection**
- **Application**
- **Programming**
- **Zone Capacity**
- **Loop Parameter**
 - Loop Capacity
 - Loop Topology
 - Loop Voltage
 - Loop Current
 - Loop Length/Cable
- **Output Circuits**

- **Fuses**

- **Standby Batteries**

- **RS485 Port**

- **CANBUS**

- **RS232 Port (Serial/USB)**

- **Panel Printer**

- **Dimension (HLW)**

EN54 Part 2/4 ; BS5839 Part 4

LPCB, CPD

220/230 \pm 10% VAC 50/60 Hz

0.500A, Fuse: 2A delay

0°C- 40°C /95% relative humidity

IP 30

Indoor installation

Laptop using GST Defining Software/P-9930

30 Zones programmable

1 loop expandable to 2 with LC200 card

477; Loop 1:235; loop 2:242(Address)

Class A or B

24 VDC Nominal (21-27 VDC)

0-300mA

1.00mm²-800m-Full Load

1.5mm²-1000 m-Full Load

Fire Alarm Output: Monitored (4.7Kohm)

Voltage: Standby: -9to-11VDC; Alarm: 21 to 27Vdc

Current: 500mA

Relay Contact: NO/NC Jumper Setting; rating: 24V/1A

F.P.E. Output: Monitored (4.7Kohm)

Voltage: Standby: -9to-11VDC; Alarm: 21 to 27Vdc Current: 500mA

Relay Contact: NO/NC Jumper Setting; rating: 24V/1A

Sounder Circuit Output: Monitored (4.7Kohm)

Voltage: Standby: -9to-11VDC; Alarm: 21 to 27Vdc

Current: 500mA

Relay Contact: NO/NC Jumper Setting; rating: 24V/1A

(Output circuit cable length: 1.00mm²- 1000m)

Fault Output: Non-monitored

Relay Contact: NO/COM/NC; rating: 24V/1A

Mains 2A (20mm A/S ceramic)

Sounders (2): 1A (20mm A/S)

Fire alarm Output 0.5A (20mm A/S)

Battery: 2A (20mm A/S HRC ceramic)

Twin 12 VDC Bat; 21AH as per load calculated

Maximum Charge Current: 1.2

Maximum Charge Voltage: 27.6

Type: Sealed lead acid batteries

Recommended model: Power-Sonic PG12V21

Maximum Internal Resistance: 1 Ω

Quiescent Current under Full-loaded Condition: 0.75A

Maximum Battery Operating Current: 2.82A

Repeater Output: Up to 10 Repeater or Mimic panel

Cable length: 1.5mm²- 1000m

Optional Network card (P-9940A): Normal 32 panels (GST200/2); 64 with IFP8

Cable Length: 1.5mm²- 1200m between panels

Topology: Class A

Optional CANBUS Communication card (P-9960)

Network Capacity 240 panels (CANBUS HUB Required)

Cable Length: 3Km

Topology: STAR Connection

Optional Communication card (P-9930)

Cable Length: 15m (cable/flat ribbon Supplied)

Optional Printer (P-9901A)

Type: Thermal/ASCII Code/96 Characters

(Flat ribbon cable supplied) Voltage: 5Vdc

Outer: 580 x 420 x 30 mm

Inner: 550 x 393 x 173 mm

Selection of GST200-2 compatible Panels & Devices

- ✓ GST-IFP8 8Loops Intelligent Fire Alarm Controller
- ✓ GST5000 Series Intelligent Fire Alarm Controller
- ✓ GST200 Fire Alarm Panel
- ✓ GSTGMC Graphic Monitor Software
- ✓ GST-NRP01 Network Repeater Panel
- ✓ GST852RP LCD Passive Repeater Panel
- ✓ GST8903 Mimic Panel
- ✓ DI-910N Digital Intelligent Detector Series
- ✓ I-910N Intelligent Analogue Detector Series
- ✓ DI-9204 Addressable Manual Call Point Series
- ✓ I-930Xddressable Series interfaces (Complete range for all requirements)
- ✓ I-940X Addressable Series Sounders and strobes
- ✓ I-950X Line Isolator Series
- ✓ I-960X Intelligent Series Combustible gas detectors

Ordering Information



Part Number: GST200-2/1
Description: Intelligent Single Loop Fire Alarm Panel
Pack Qty. per Box: 1



Part Number: GST200-2/2
Description: Intelligent Two Loop Fire Alarm Panel
Pack Qty. per Box: 1


Accessories



Part Number: P-9901A
Description: Panel Printer
Pack Qty. per Box: 1



Part Number: P-9930
Description: Compatible with USB and Serial Port. RS232 Communication Board for system Commissioning and GMC Connection
Pack Qty. per Box: 1



Part Number: P-9930-TCP / IP
Description: TCP/IP – RS232 Communication Board for Communication to NPORT
Pack Qty. per Box: 1



Part Number: P-9930-MB
Description: MODBUS Protocol RS232 Communication Board
Pack Qty. per Box: 1



Part Number: P-9940
Description: RS 485 Network Board, Serial Connection (Class B) 1.2Km range
Pack Qty. per Box: 1



Part Number: P-9940A
Description: RS 485 Network Board, Serial Connection (Class A) 1.2Km between panels
Pack Qty. per Box: 1

MANUFACTURED IN ACCORDANCE WITH

