



www.gst.uk.com  
info@gst.uk.com



Global System Technology PLC  
*The Intelligent Solution*

## Intelligent Input Module

I-9300



### Features and Benefits

1. Monitors switch contacts of remote equipment
2. Monitored cable
3. Programmable Inputs (NO/NC)
4. Loop powered
5. Electronically addressed
6. LED status indicator
7. First fix base for easy and safe installation

### Description

I-9300 Intelligent Input Module is used to receive normally open or normally closed control signals from interfaced equipment, and transmit the messages back to fire alarm control panel. The units ideal for use in water flow indicator, pressure switch, position switch, signal valves and external interface devices. When these devices operate, the output signal can be transmitted to fire alarm control panel via the module through the fire alarm loop to generate alarm, and activate other relevant devices.

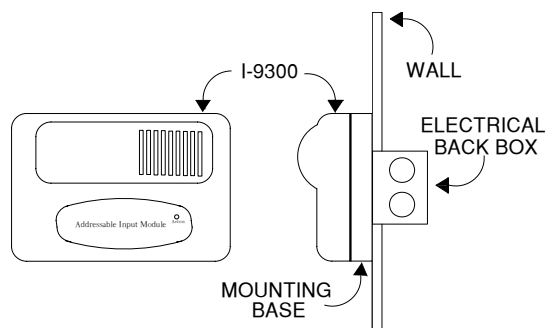
Electronic addressing can be done through Handheld Programming tool (P-9910B), purchased separately.

### Technical Specifications

- Test Standard: CEA-GE1.084: 2000
- Protection rating: IP 32
- Approval: LPCB, CE
- Input: programmable NO/NC
- Operating voltage: 24Vdc Loop voltage
- Operating Current:
  - Monitoring current: 1mA
  - Action Current: 5mA
- Operating temperature: -10°C to +55°C
- Relative humidity: 95%
- EOL Resistor : 4.7 K ohms
- Addressing: 242 using P-9910
- Application: Indoor use
- Visual Indicator: LED, steady red when in alarm state, 3 sec interval blinking at normal state; Yellow (fault)
- Material and colour: ABS, off-white
- Wiring: 1 pair non polarized
- Dimensions: 120mmx80mmx40mm

### Mounting Module Base

The module should be installed in compliance with all local codes and/or NFPA 72 National Fire Alarm Code, NFPA 70 National Electrical Code, BS5389, and EN45. It is installed onto a standard one gang electrical box with a mounting hole that have 6.5cm spacing.



#### GST England

Lion Court, Staunton Harold Hall, Melbourne Road, Ashby de la Zouch, Leicestershire, England LE65 1RT Tel: +44 1283 225 478 Fax: +44 1283 220 690

#### GST Dubai

ZA04, Jebel Ali Free Zone, P.O.Box 17998, Dubai UAE  
Tel: +971 (0)4 8833 050 Fax: +971 (0)4 8833 053

#### GST China

80, Changjiang East Road, Economic & Technology Development Zone  
Qinhuangdao, Hebei, China Tel: +86(0)335 850 2383 Fax: +86 (0)335 850 7588



www.gst.uk.com  
info@gst.uk.com

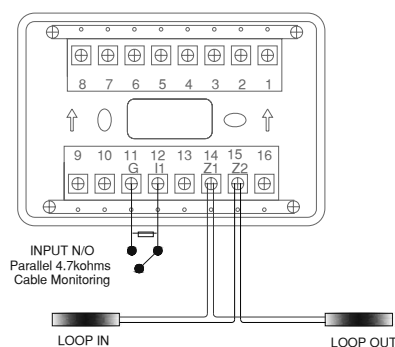


Global System Technology PLC  
The Intelligent Solution

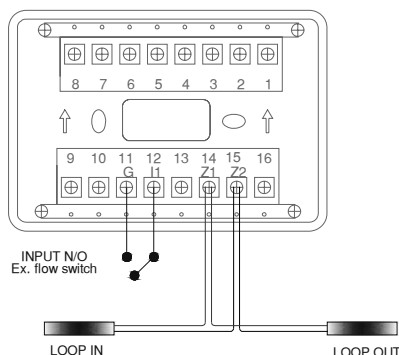
## Addressable Input Module I-9300

### Wiring and Connection

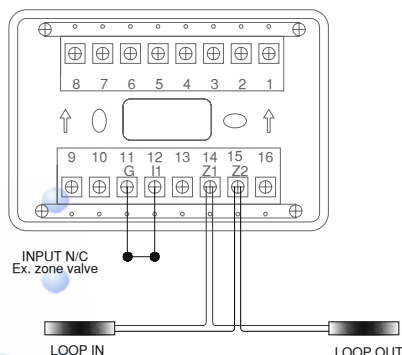
Connect the wires to the required terminal according to the wiring diagram. The Z1 (14), Z2 (15) connect to addressable fire detection loop, non-polarized, while G (11) and I1 (12) connect to field device passive contact. The cable must be fire rated type and the size depends on the distance and application. Minimum size gauge 1.0mm<sup>2</sup>(18 AWG)



Parameter 1



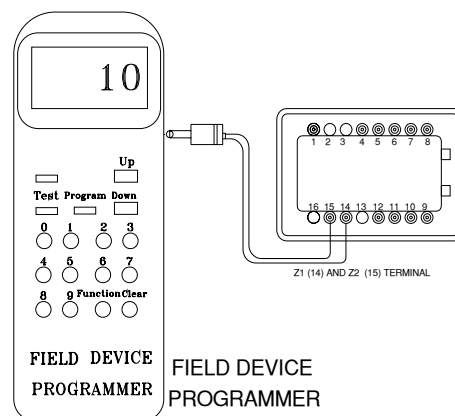
Parameter 4 (Default)



Parameter 7

### Programming

The address of the module and device parameters can be programmed using GST handheld programmer (P-9910B), purchased separately. Connect the two wires of the handheld programmer to Z1 (14), Z2 (15) terminals of the module. fig1



### Selection of compatible Control Panels

Compatible with all GST Intelligent Fire Alarm Panels GST200-2, GST5000, GSTIFP8.

### Ordering Information:

Part No	Description	Weight /Kg	Pack Qty per Box
I-9300	Addressable Input Module	.180	120



Note: Specifications are subject to change without notice.

**GST England** Lion Court, Staunton Harold Hall, Melbourne Road, Ashby de la Zouch, Leicestershire, England LE65 1RT Tel: +44 1283 225 478 Fax: +44 1283 220 690

**GST Dubai** ZA04, Jebel Ali Free Zone, P.O.Box 17998, Dubai UAE Tel: +971 (0)4 8833 050 Fax: +971 (0)4 8833 053

**GST China** 80, Changjiang East Road, Economic & Technology Development Zone Qinhuangdao, Hebei, China Tel: +86(0)335 850 2383 Fax: +86 (0)335 850 7588